



Electrolux

Warewashing Extrasmall Single Skin Glasswasher, 1 cycle, 30b/h

ITEM # _____

MODEL # _____

NAME # _____

SIS # _____

AIA # _____



Electrolux

Warewashing
Extrasmall Single Skin Glasswasher, 1 cycle, 30b/h



402075 (EGWXS)

Glasswasher (extrasmall),
single skin, 1 cycle, 30b/h

Short Form Specification

Item No. _____

Unit shall be Glasswasher type hot water rinsing for rack dimension from 350*350mm up to 380*380mm. Electrical characteristics to be 230 single phase operation with one wash cycle of 120 seconds. Rinse temperature and pressure guaranteed by built in pressure boiler. Washing performance is ensured by a powerful wash pump, revolving washing spray arms. Double skinned counter-balance door. 304 stainless steel construction to include door, frame, wash tank, wash arm and rinse arms. The unit is equipped with rinse aid dispenser and electric cable with Schuko plug.

Main Features

- Built-in pressure boiler designed to raise incoming water to a guaranteed minimum temperature of 82° C for sanitizing rinse. No external boiler is required.
- Washing system endowed with rotating washing arms, high powered wash pump and large capacity wash tank for professional washing.
- Flexible rack support suitable to use rack dimension from 350x350mm up to 380x380mm.
- Maximum capacity of 30 racks per hour.
- 120 seconds cycle.
- Simple operation control panel.
- Solid double skinned counter-balance stainless steel door with hurt-free handle in plastic.
- Easy service access to main components without moving the unit.
- Equipped with single phase electrical cable and Schuko plug for easy and fast installation.

Construction

- Completely closed on the back by a cover plate.
- Unit to feature rinse aid dispenser pump.
- Internal components (arms and filter) are easy extractable.
- Robust structure thanks to stainless steel construction.
- Requires only 1 phase 230V supply.

Included Accessories

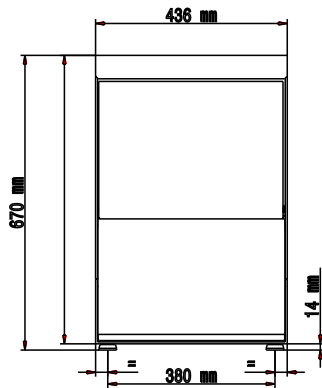
- 1 of Square basket for glasses, 358x380x150mm PNC 867036
- 1 of Insert for 12 saucers, 290X90x75mm PNC 867048
- 1 of Square cutlery container, 89x113x113mm PNC 867049

Optional Accessories

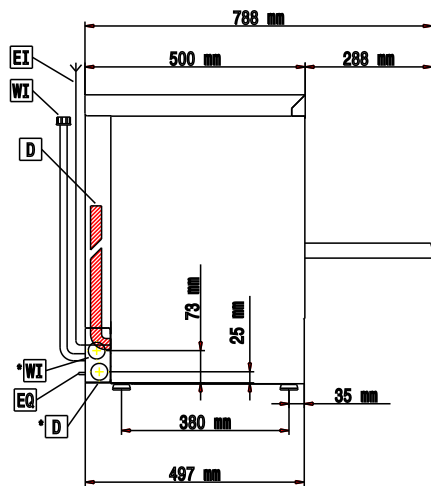
- Square basket for glasses, 350x350x150mm PNC 867034
- Round basket for glasses, 350x160mm PNC 867035
- Round basket for glasses, 380x170mm PNC 867037

APPROVAL: _____

Front

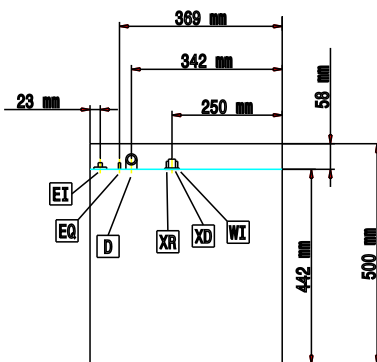


Side



- | | |
|-------------------------------|---------------------------|
| CW11 = Cold Water inlet 1 | XD = Detergent connection |
| D = Drain | XR = Rinse aid connection |
| EI = Electrical inlet (power) | |
| EO = Electrical Outlet | |
| V = Air vents | |
| WI = Water inlet | |

Top



Electric

| | |
|--------------------------|-------------------|
| Supply voltage: | |
| 402075 (EGWXS) | 230 V/1N ph/50 Hz |
| Default Installed Power: | 2.7 kW |
| Tank heating elements: | 2 kW |

Water:

| | |
|--|----------|
| Pressure, bar min/max: | 2-5 bar |
| Water supply temperature*: | 10-65 °C |
| Boiler Capacity (lt): | 2.5 |
| Incoming water line size: | 3/4" |
| Washing tank capacity (lt): | 15 |
| Min hot rinse water consumption (lt/cycle)*: | 2 |

Key Information:

| | |
|------------------------------|---------------------|
| Baskets per hour: | 30 |
| N° of working cycles - sec.: | 1 (120) |
| Cell dimensions - width: | 380 mm |
| Cell dimensions - depth: | 380 mm |
| Cell dimensions - height: | 240 mm |
| External dimensions, Width: | 436 mm |
| External dimensions, Height: | 670 mm |
| External dimensions, Depth: | 495 mm |
| Shipping weight: | 36 kg |
| Shipping height: | 820 mm |
| Shipping width: | 610 mm |
| Shipping depth: | 550 mm |
| Shipping volume: | 0.28 m ³ |
| Noise level: | 61 dBA |
| Washing cycle temperature: | 60 °C |
| Hot rinse cycle temperature: | 82 °C |