



Electrolux

Modular Cooking Range Line 900XP Half Module Gas PowerGrill Top HP

ITEM # _____

MODEL # _____

NAME # _____

SIS # _____

AIA # _____



Electrolux

Modular Cooking Range Line
900XP Half Module Gas PowerGrill Top HP



391219 (E9GRGDGC0P)

Half module gas PowerGrill
top - HP

Short Form Specification

Item No. _____

To be used with natural or LPG gas. High efficiency 11 kW stainless steel burners with self stabilizing flame. Cooking surface grids in cast iron, easily removable for cleaning. Stainless steel AISI 441 deflective shields below radiants avoid burner clogging. Includes drip tray for the collection of grease and fat. Exterior panels of unit in stainless steel with Scotch Brite finish. Extra strength work top in heavy duty 2 mm stainless steel. Right-angled side edges to allow flush-fitting junction between units.

Main Features

- Stainless steel AISI441 burners with self stabilizing flame.
- Burners are protected by AISI441 stainless steel deflector reaching approx. 700°C; top and side radiant plates distribute evenly the heating power while protecting the deflector from direct contact with the dripping fat, thus reducing flare ups (PATENT PENDING).
- Cooking grid reaching temperatures up to 350°C.
- Full-depth grease collection drawer, with hole to indicate when full, to collect residual cooking grease and fat. Can be filled-up with water for vapor-emission effect.
- Stainless-steel removable splash guards on the rear and sides
- All components (deflector, radiant plates, cooking grids, splash guards) can be dismantled for cleaning purposes.
- "Power Control" exclusive function: control knob allows fine-tuning of the power on a 240° rotation range between max and min, to optimize consumption while perfectly adapting to the food being cooked.
- "Stand-by" position on the control knob allows minimizing power consumption during non-peak periods, while allowing a fast recovery at the moment of need.
- The special design of the control knob system guarantees against water infiltration.

Construction

- Unit is 930 mm deep to give a larger working surface area.
- All exterior panels in Stainless Steel with Scotch Brite finishing.
- AISI 304 stainless steel worktop, 2mm thick.
- Side and rear panel in AISI304 stainless steel.
- Model has right-angled side edges to allow flush fitting joints between units, eliminating gaps and possible dirt traps.
- All the functional components are accessible via the front of the appliance.

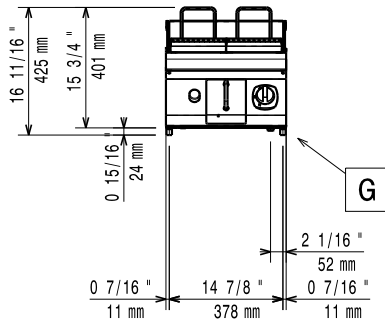
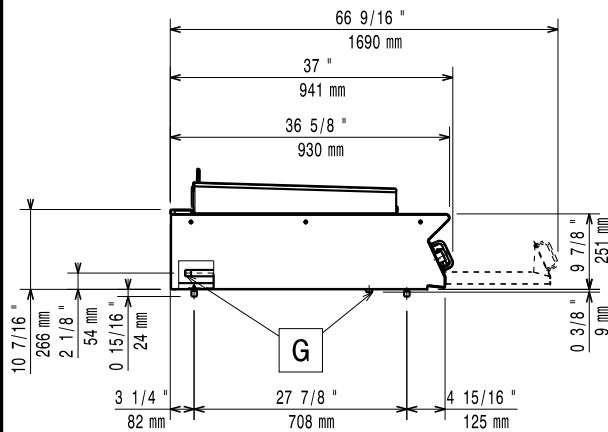
Optional Accessories

- Junction sealing kit PNC 206086
- Support for bridge type installation, 800mm PNC 206137
- Support for bridge type installation, 1000mm PNC 206138
- Support for bridge type installation, 1200mm PNC 206139
- Support for bridge type installation, 1400mm PNC 206140
- Support for bridge type installation, 1600mm PNC 206141
- Support for bridge type installation, 400mm PNC 206154

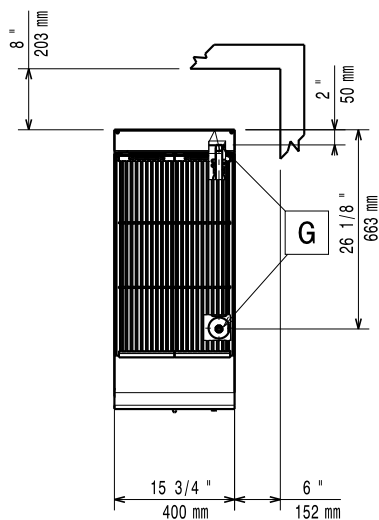
APPROVAL: _____



- Chimney upstand, 400mm PNC 206303
- Back handrail 800mm, Marine PNC 206308
- Back handrail 1200mm, Marine PNC 206309
- Scraper kit with hooks for HP grills PNC 206347
- Side handrail-right/left hand (900XP) PNC 216044
- Frontal handrail, 400mm PNC 216046
- Frontal handrail, 800mm PNC 216047
- Frontal handrail, 1200mm PNC 216049
- Frontal handrail, 1600mm PNC 216050
- Large handrail - portioning shelf, 400mm PNC 216185
- Large handrail - portioning shelf, 800mm PNC 216186
- Pressure regulator for gas units PNC 927225

Front

Side


- EQ** = Equipotential screw
- F** = Fumes outlet
- G** = Gas connection

Top


Gas

Gas Power:	391219 (E9GRGDGC0P)	35794.5 Btu/hr (10.5 kW)
Standard gas delivery:		Natural Gas G20 (20mbar)
Gas Type Option:		LPG
Gas Inlet:		3/4"

Key Information:

Cooking surface width:	371 mm
Cooking surface depth:	644 mm
External dimensions, Width:	400 mm
External dimensions, Height:	250 mm
External dimensions, Depth:	930 mm
Shipping weight:	66 kg
Shipping height:	400 mm
Shipping width:	460 mm
Shipping depth:	1020 mm
Shipping volume:	0.19 m ³

If appliance is set up or next to or against temperature sensitive furniture or similar, a safety gap of approximately 150 mm should be maintained or some form of heat insulation fitted.